

ERP App Suite User Guide

Inventory Management System

1 INTRODUCTION

Inventory Management System enables maintenance of inventory of products, both by quantity and value, using the WAC (Weighted Average Cost) method. The Inventory Management System menu is shown hereunder:-



Figure 1

Depending upon the country in which your organization is located, you can register the home currency, by clicking **Set Home Currency Symbol** under the **SETUP** tab (Figure 1). The Home Currency Symbol can be set to one of 24 such symbols, including USD, SGD, GBP, EUR, INR, etc.

2 PRODUCT CATEGORIES TAB

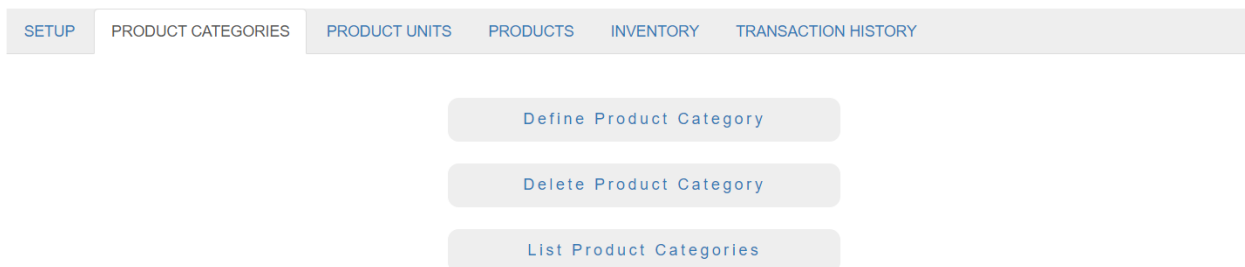


Figure 2

Under this tab, various product categories can be defined. Each product will be defined to belong to one of these pre-defined product categories. For example:-

List of Product Categories

| Sl. No. | Category ID | Category Description |
|---------|-------------|----------------------------------|
| 1 | GREENS | Green Leafy Vegetables |
| 2 | GROCERIES | Different types of grocery items |
| 3 | FRUITS | Different types of fruits |
| 4 | VEGGIES | Vegetables |
| 5 | SNACKS | Different types of snacks |

Figure 3

3 PRODUCT UNITS TAB

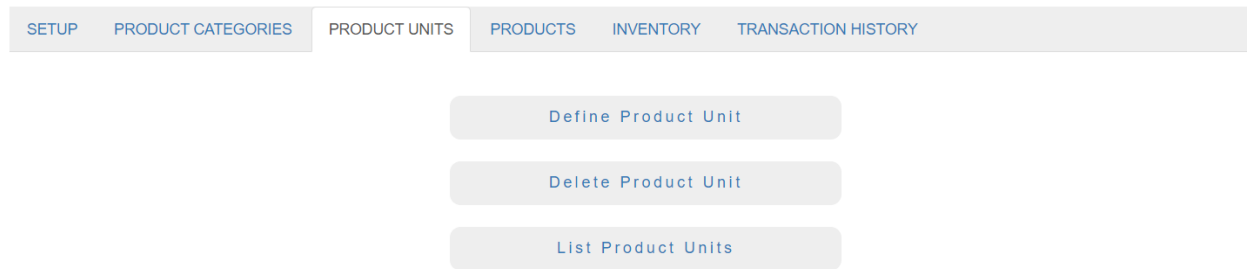


Figure 4

Under this tab, various product units can be defined, including their datatype, whether Integer or Real. Each product will be defined to have one of these pre-defined units of measure. For example:-

List of Product Units

| Sl. No. | Unit ID | Unit Name | Unit Type |
|---------|---------|-----------|-------------|
| 1 | mtr | meter | RealType |
| 2 | Nos | Numbers | IntegerType |
| 3 | Bunch | Bunch | IntegerType |
| 4 | kgs | kilograms | RealType |

Figure 5

4 PRODUCTS TAB

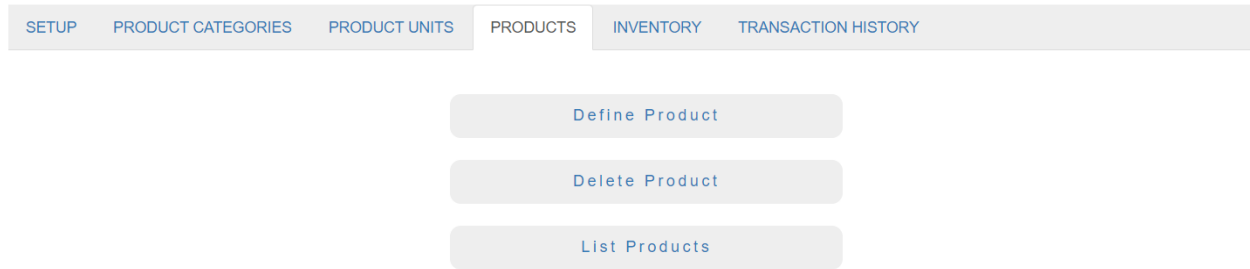


Figure 6

Under this tab, various products can be defined. Each product will belong to one of the pre-defined categories, and will have one of the pre-defined units of measure. For example:-

List of Products

| Sl. No. | ID | Name | Description | Unit of Measure | Product Category |
|---------|-----------|----------------------------|----------------------------|-----------------|------------------|
| 1 | BRINJALG | Brinjal Green | Green variety of brinjals | kgs | VEGGIES |
| 2 | RICESMS | Rice Sona Massori Standard | Sona Massori Rice Standard | kgs | GROCERIES |
| 3 | CILTRO | Cilantro 1 bunch | Cilantro 1 bunch | Bunch | GREENS |
| 4 | KDBL200 | Kodubale 200 gms pack | Kodubale 200 grams pack | Nos | SNACKS |
| 5 | CURLEAVES | Curry Leaves | Curry leaves | Bunch | GREENS |
| 6 | CHKL200 | Chakli 200 gms pack | Chakli 200 grams pack | Nos | SNACKS |
| 7 | BRINJALP | Brinjal Purple | Purple variety of brinjal | kgs | VEGGIES |

Figure 7

5 INVENTORY TAB

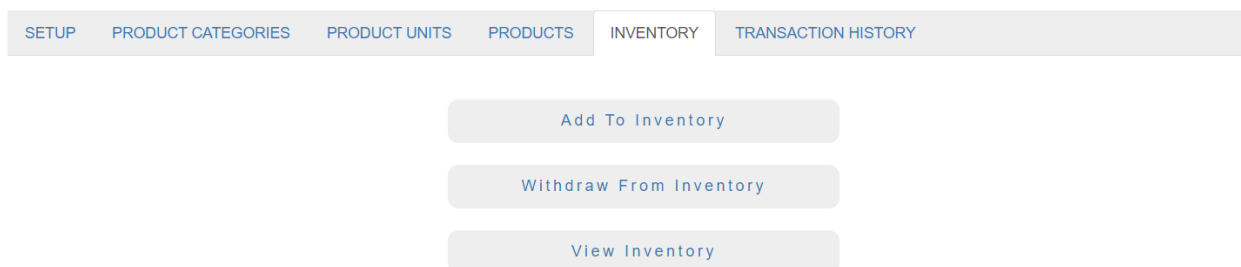


Figure 8

Under this tab, we can add a number of units of a product into inventory, as well as, withdraw a number of units of a product from inventory. At any time, we can view the number of units of a product in inventory, as well as their value.

6 TRANSACTION HISTORY TAB

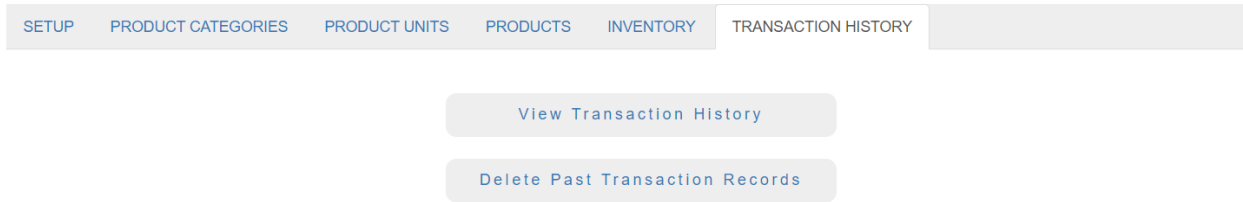


Figure 2

Under this tab, details of the inventory transactions performed for any given product can be downloaded.