

# Easy eCommerce User Guide

## Customer Accounting System

### 1 INTRODUCTION

---

*Customer Accounting System* enables maintenance of the accounts of customers. Customer Accounting System is accessible by Administrator. The Customer Accounting System menu is shown hereunder:-

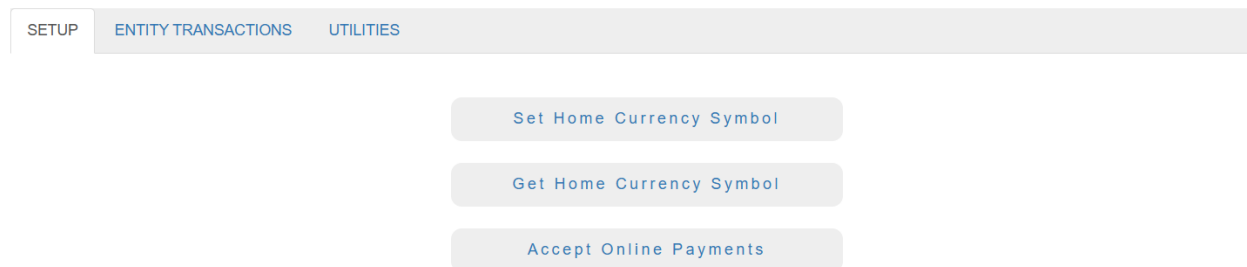


Figure 1

Please note that Administrator *must* set Home Currency to Indian Rupee, i.e., INR, by clicking [Set Home Currency Symbol](#). Please also note that Administrator *must* enable accepting online payments by customers by clicking [Accept Online Payments](#), and inputting your organization's Bank Name, Bank Branch Name, Account Name, Account Number and IFSC code.

### 2 ENTITY TRANSACTIONS TAB

---

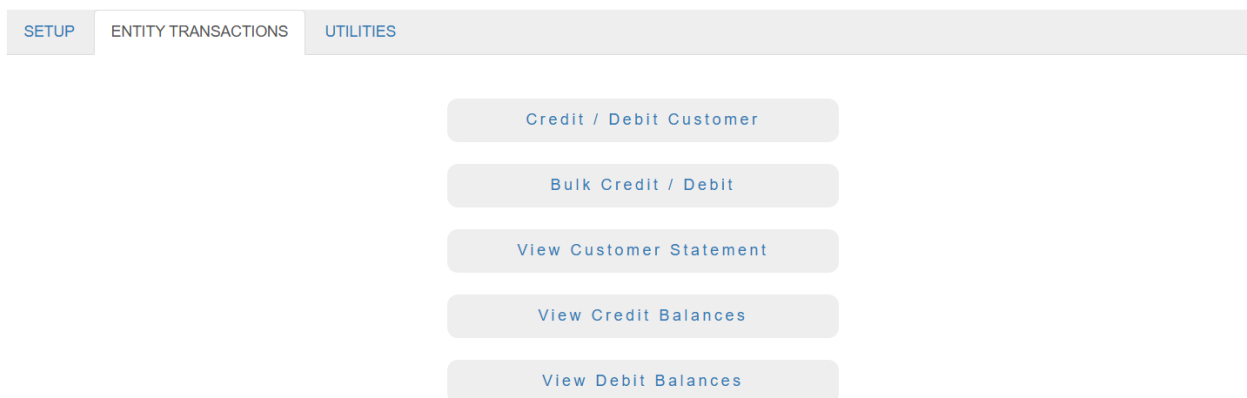


Figure 2

Under this tab, Administrator can, *if need be*, credit or debit a customer account, by clicking **Credit / Debit Entity** or **Bulk Credit / Debit**. By clicking **View Credit Balances** or **View Debit Balances**, Administrator can know Accounts Payable or Accounts Receivable, respectively.

### 3 UTILITIES TAB

---

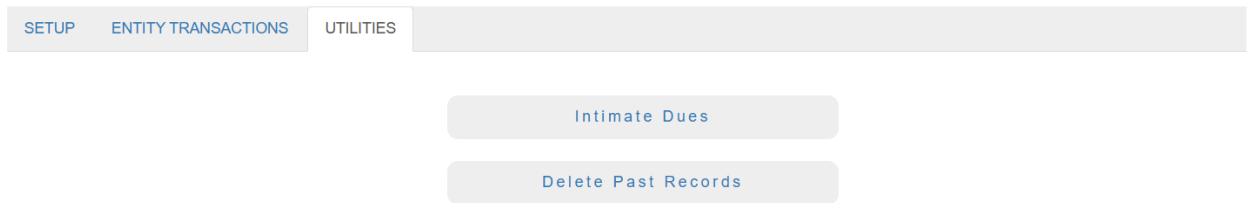


Figure 3

By clicking **Intimate Dues**, in one click all customers can be intimated their dues by email.